

Adobe InDesign CS PDF Settings

Revised: 04.02.10

Export PDF

Preset: [Custom]

General

Compression
Marks and Bleeds
Advanced
Security
Summary

General

Pages

All
 Range: 1
 Spreads

Options

Compatibility: Acrobat 4 (PDF 1.3)
Standard: PDF/X-3

Embed Page Thumbnails View PDF after Exporting
 Optimize for Fast Web View Create Acrobat Layers

Include

Bookmarks eBook Tags
 Hyperlinks Interactive Elements
 Non-Printing Objects Multimedia: Use Object Settings
 Visible Guides and Baseline Grids

Save Preset... Cancel Export

Export PDF

Preset: [Custom]

General

Compression

Marks and Bleeds

Advanced

Security

Summary

Compression

Color Images

Bicubic Downsampling to 300 pixels per inch

for images above: 325 pixels per inch

Compression: JPEG Tile Size: 256

Image Quality: Maximum

Grayscale Images

Bicubic Downsampling to 300 pixels per inch

for images above: 325 pixels per inch

Compression: JPEG Tile Size: 256

Image Quality: Maximum

Monochrome Images

Bicubic Downsampling to 1200 pixels per inch

for images above: 1250 pixels per inch

Compression: CCITT Group 4

Compress Text and Line Art

Crop Image Data to Frames

Save Preset...

Cancel

Export

Export PDF

Preset: [Custom]

General

Compression

Marks and Bleeds

Advanced

Security

Summary

Marks and Bleeds

Marks

- All Printer's Marks Type: Default
- Crop Marks Weight: 0.25 pt
- Bleed Marks Offset: 0.1875 in
- Registration Marks
- Color Bars
- Page Information

Bleed and Slug

- Use Document Bleed Settings

Bleed:

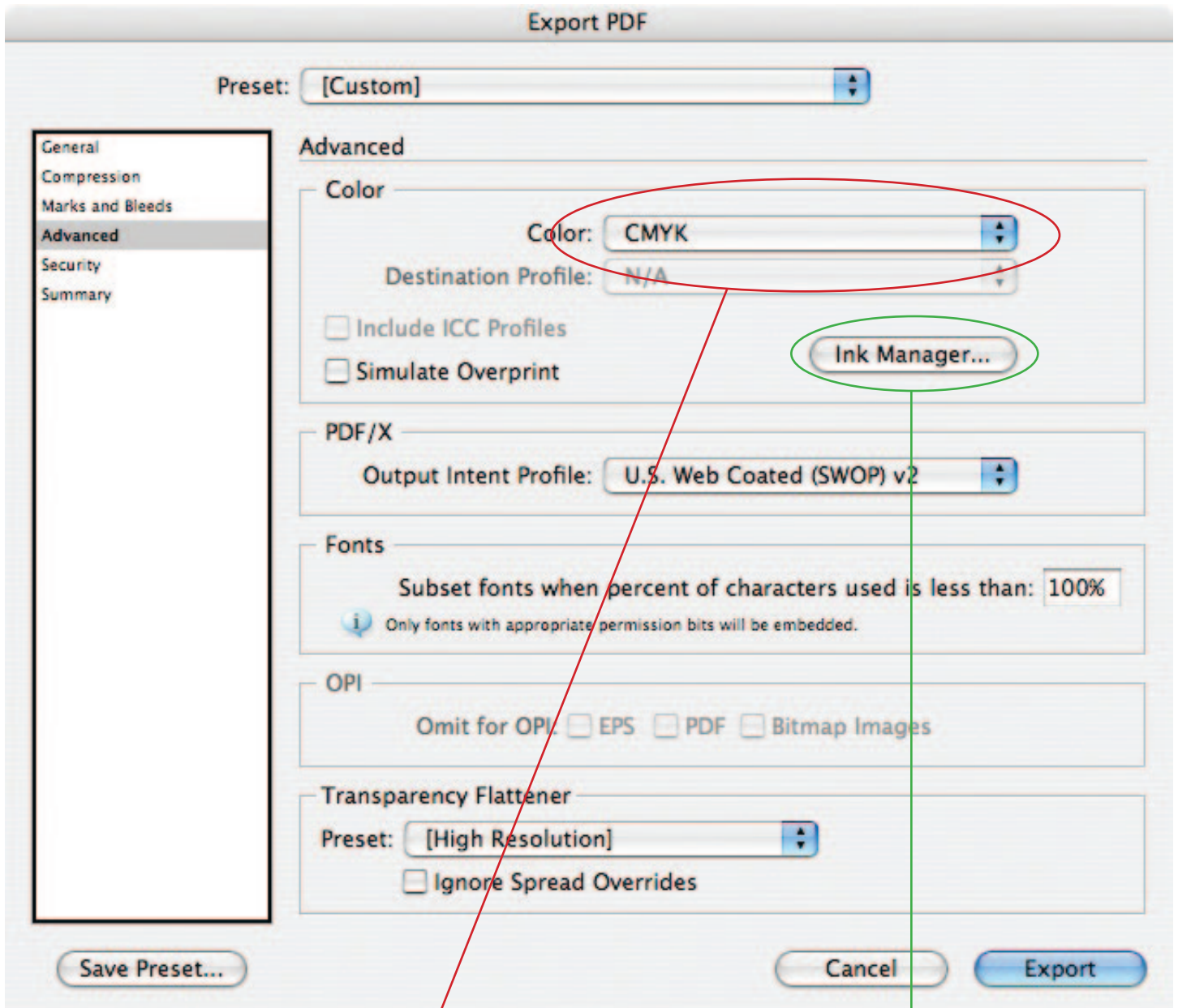
Top: 0.125 in Inside: 0.125 in
Bottom: 0.125 in Outside: 0.125 in

- Include Slug Area

Save Preset...

Cancel

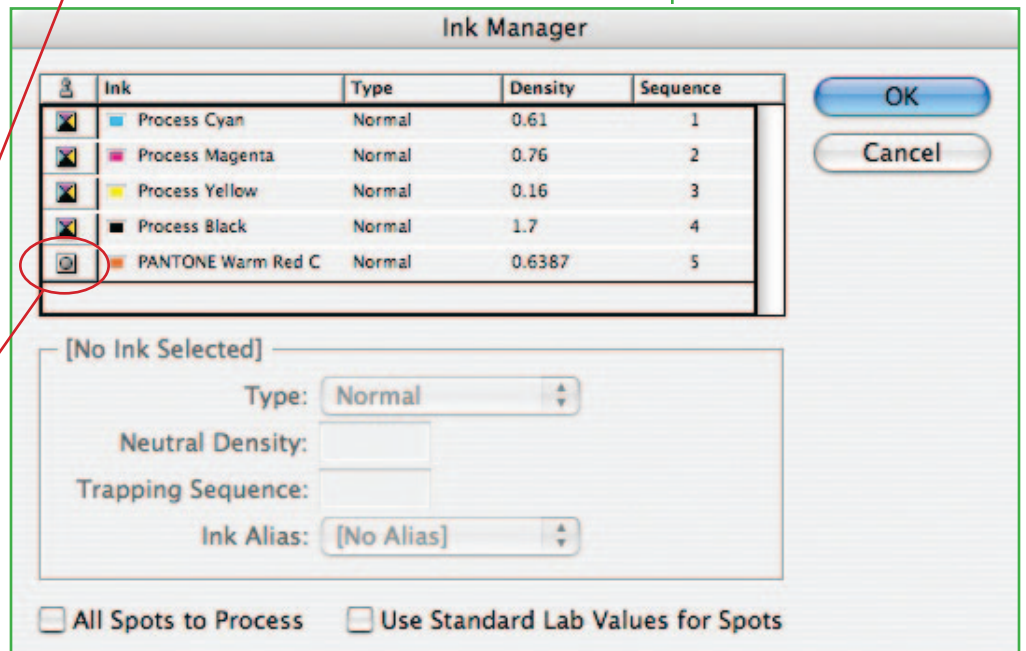
Export



TO KEEP SPOT COLORS:

(1) Change this to Leave Unchanged.

(2) Under the Ink Manager option, make sure the spot is set to separate as spot, not CMYK.



Export PDF

Preset: [Custom]

General
Compression
Marks and Bleeds
Advanced
Security
Summary

Advanced

Color

Color: [Leave Unchanged]

Destination Profile: [N/A]

Include ICC Profiles

Simulate Overprint


Ink Manager...

PDF/X

Output Intent Profile: [U.S. Web Coated (SWOP) v2]

Fonts

Subset fonts when percent of characters used is less than: [100%]

 Only fonts with appropriate permission bits will be embedded.

OPI

Omit for OPI: EPS PDF Bitmap Images

Transparency Flattener

Preset: [High Resolution]

Ignore Spread Overrides

Save Preset...

Cancel

Export

Export PDF

Preset: [Custom]

General
Compression
Marks and Bleeds
Advanced
Security
Summary

Security

Encryption Level: Low (40-bit RC4) – Compatible with Acrobat 3 and Later

Document Open Password


Require a password to open the document

Document Open Password:

Permissions

Use a password to restrict printing, editing and other tasks

Permissions Password:

 This password is required to open the document in PDF editing applications.

Printing Allowed: High Resolution

Changes Allowed: Any except extracting pages

Enable copying of content and access for the visually impaired

Save Preset...

Cancel

Export