

Adobe InDesign CS2 PDF Settings

Revised: 04.02.10

Export Adobe PDF

Adobe PDF Preset: CJK (modified) ▾

Standard: None ▾ Compatibility: Acrobat 7 (PDF 1.6) ▾

General

Compression
Marks and Bleeds
Output
Advanced
Security
Summary

General

Description: [Based on 'CJK'] Use these settings to create Adobe PDF documents for quality printing on desktop printers and proofer. Created PDF documents can be opened with Acrobat and Adobe Reader 5.0 and later.

Pages

All
 Range: 1-16
 Spreads

Options

Embed Page Thumbnails View PDF after Exporting
 Optimize for Fast Web View Create Acrobat Layers
 Create Tagged PDF
Export Layers: Visible & Printable Layers ▾

Include

Bookmarks Non-Printing Objects
 Hyperlinks Interactive Elements
 Visible Guides and Grids Multimedia: Use Object Settings ▾

Save Preset... Cancel Export

Export Adobe PDF

Adobe PDF Preset: [High Quality Print] (modified)

Standard: None

Compatibility: Acrobat 7 (PDF 1.6)

General

Compression

Marks and Bleeds

Output

Advanced

Security

Summary

Compression

Color Images

Bicubic Downsampling to 300 pixels per inch

for images above: 325 pixels per inch

Compression: Automatic (JPEG) Tile Size: 128

Image Quality: Maximum

Grayscale Images

Bicubic Downsampling to 300 pixels per inch

for images above: 325 pixels per inch

Compression: Automatic (JPEG) Tile Size: 128

Image Quality: Maximum

Monochrome Images

Bicubic Downsampling to 1200 pixels per inch

for images above: 1250 pixels per inch

Compression: CCITT Group 4

Compress Text and Line Art

Crop Image Data to Frames

Save Preset...

Cancel

Export

Export Adobe PDF

Adobe PDF Preset: CJK_High Quality (modified)

Standard: None

Compatibility: Acrobat 7 (PDF 1.6)

- General
- Compression
- Marks and Bleeds**
- Output
- Advanced
- Security
- Summary

Marks and Bleeds

Marks

- All Printer's Marks Type: Default
- Crop Marks Weight: 0.25 pt
- Bleed Marks Offset: 0.1875 in
- Registration Marks
- Color Bars
- Page Information

Bleed and Slug

Use Document Bleed Settings

Bleed:

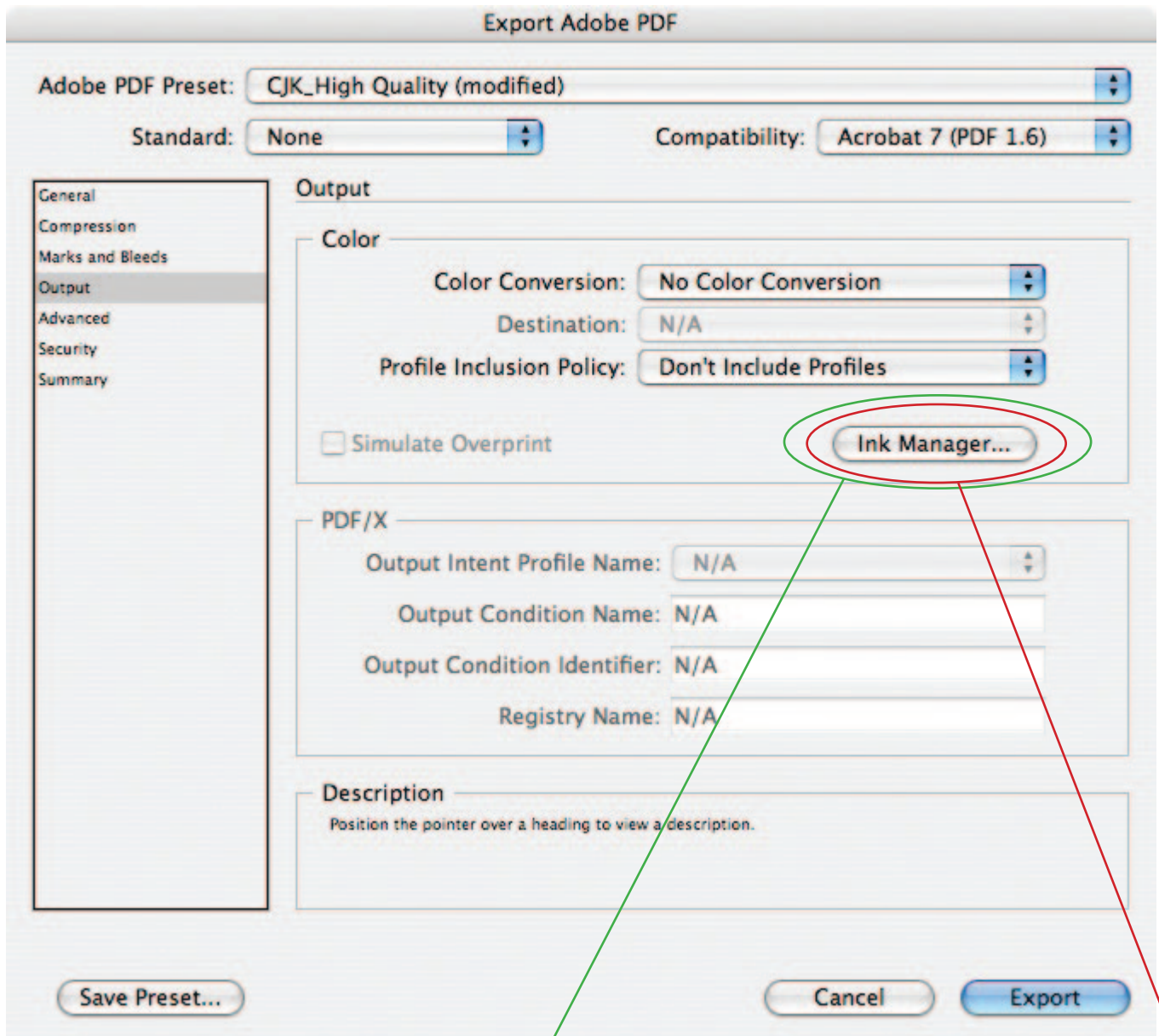
Top: 0.125 in Left: 0.125 in
Bottom: 0.125 in Right: 0.125 in

Include Slug Area

Save Preset...

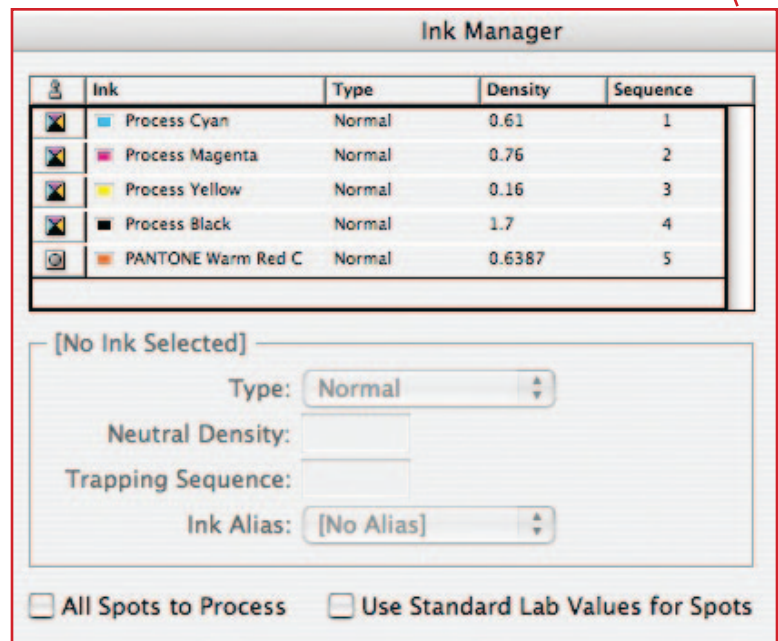
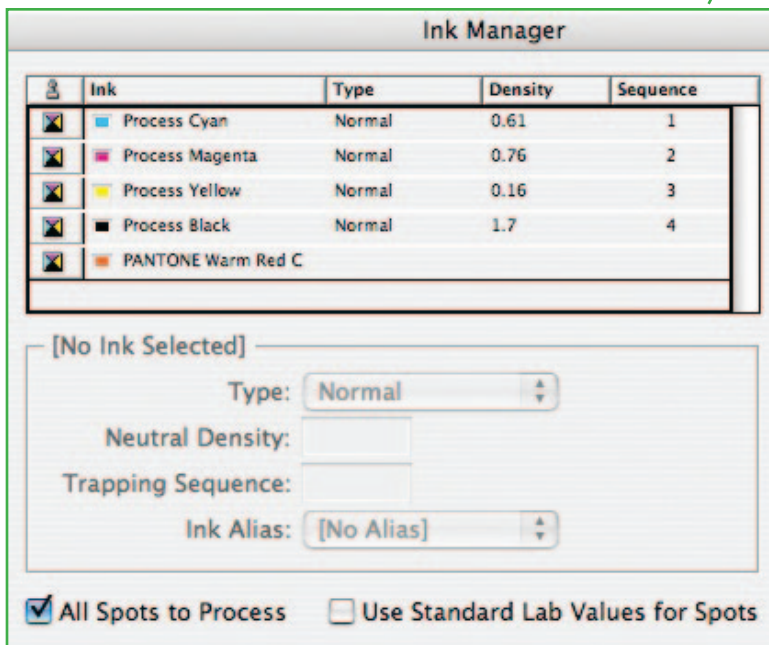
Cancel

Export



TO CONVERT TO CMYK COLOR:

TO KEEP SPOT COLORS:



Export Adobe PDF

Adobe PDF Preset: CJK_High Quality (modified)

Standard: None

Compatibility: Acrobat 7 (PDF 1.6)

General

Compression

Marks and Bleeds

Output

Advanced

Security

Summary

Advanced

Fonts

Subset fonts when percent of characters used is less than: 100%



All fonts with appropriate permission bits will be embedded.

OPI

Omit for OPI: EPS PDF Bitmap Images

Transparency Flattener

Preset: [Medium Resolution]

Ignore Spread Overrides

Job Definition Format (JDF)

Create JDF File Using Acrobat



Requires Adobe Acrobat 7.0 Professional to be installed. Checking this option automatically deselects the "Spreads" option in the General panel.

Save Preset...

Cancel

Export

Export Adobe PDF

Adobe PDF Preset: CJK_High Quality (modified)

Standard: None

Compatibility: Acrobat 7 (PDF 1.6)

General

Compression

Marks and Bleeds

Output

Advanced

Security

Summary

Security

Encryption Level: High (128-bit RC4) – Compatible with Acrobat 5 and Later

Document Open Password


Require a password to open the document

Document Open Password:

Permissions

Use a password to restrict printing, editing and other tasks

Permissions Password:

 This password is required to open the document in PDF editing applications.

Printing Allowed: High Resolution

Changes Allowed: Any except extracting pages

- Enable copying of text, images and other content
- Enable text access of screen reader devices for the visually impaired
- Enable plaintext metadata

Save Preset...

Cancel

Export