

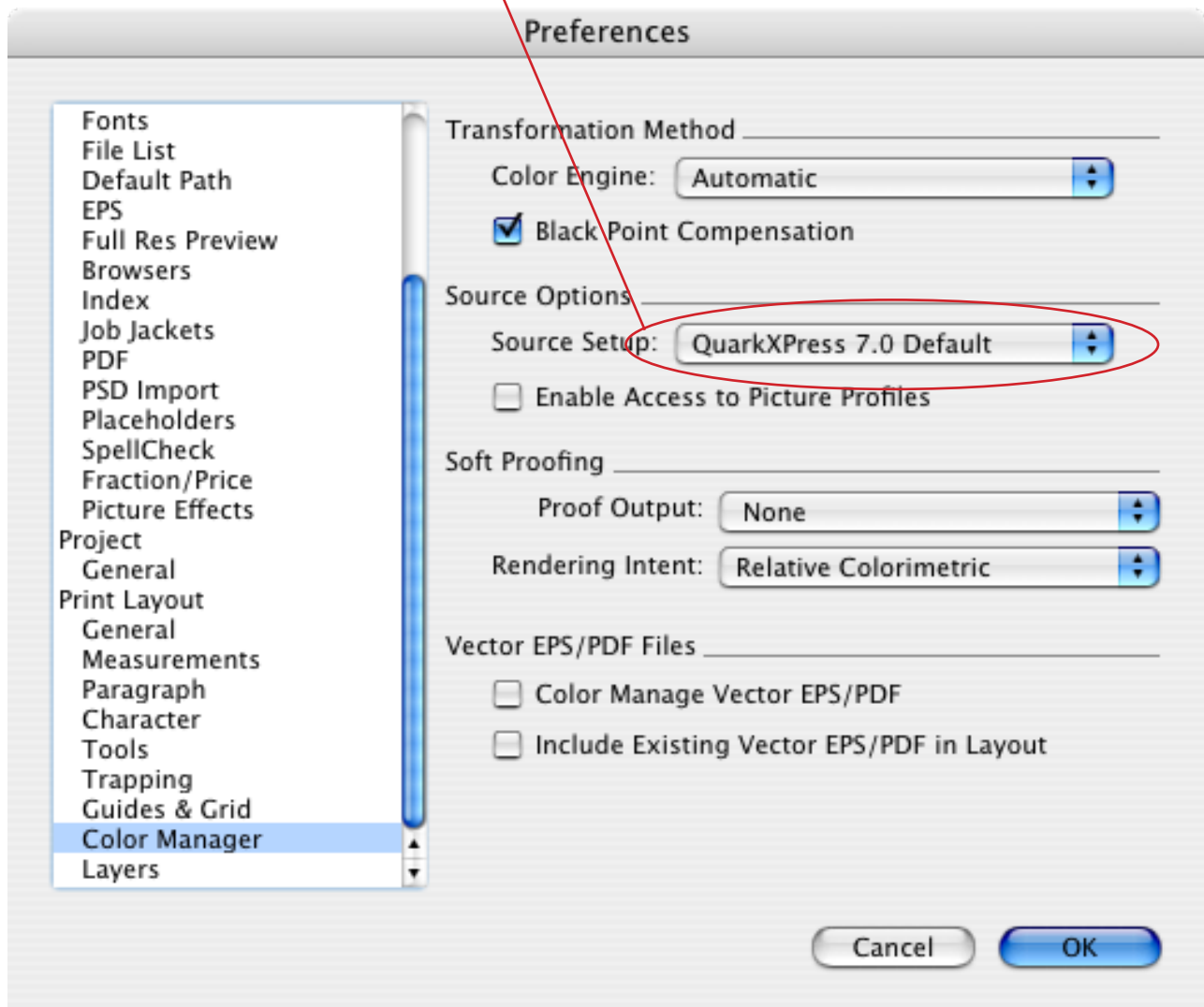
Quark Express 8 PDF Settings

Revised: 04.02.10

- Go to Quark > Preferences...

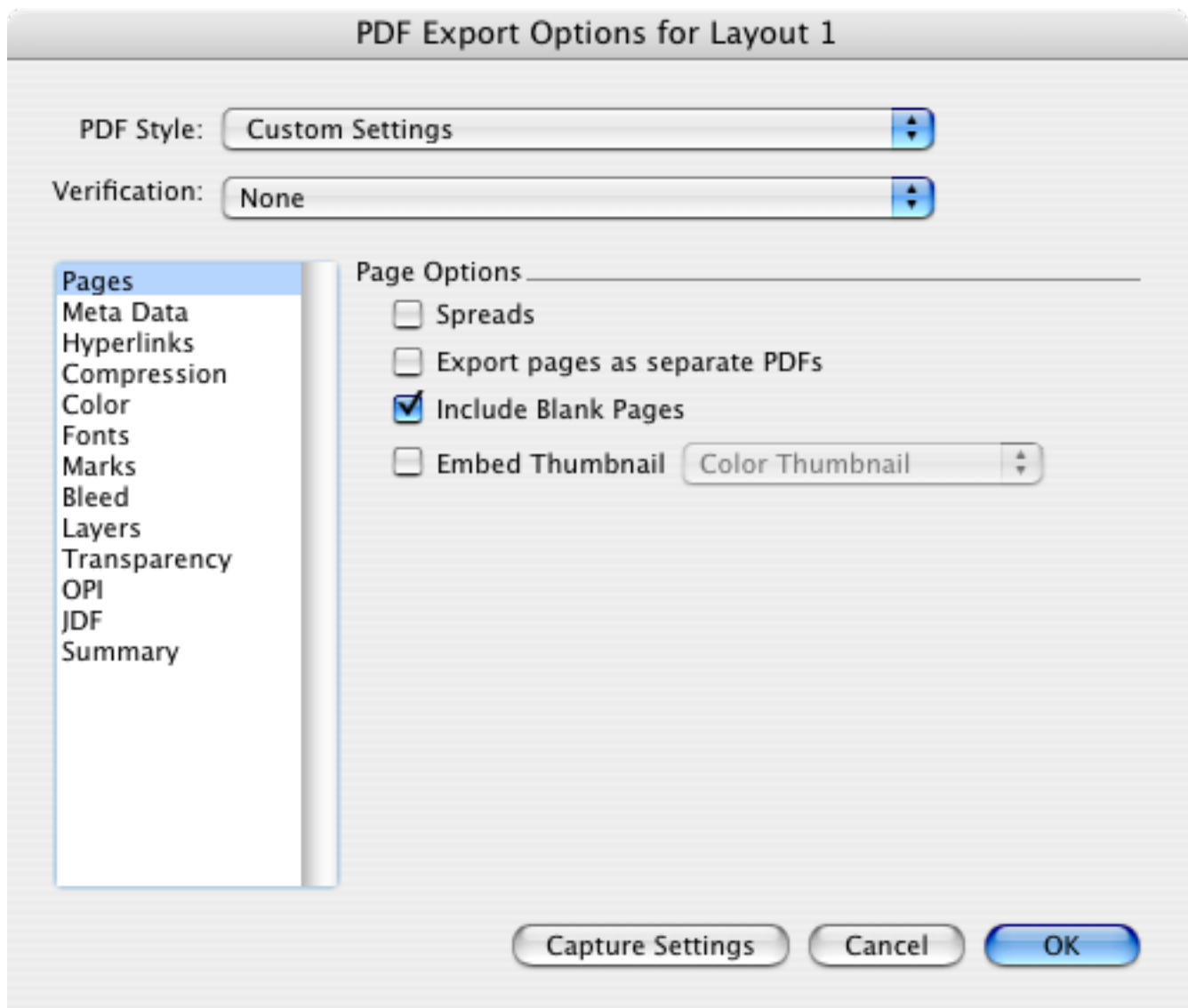
- Check that this dropdown menu is either set to Emulate Legacy (shown) or to Quark 7.0 Default, and that Enable Access to Picture Profiles is unchecked.

If you do not do this, the color of your work will be altered in the PDF. **If you intend to have color altered in this way, you MUST alert our EPP supervisor when sending in files.**



Go to File > Export > Layout as PDF... to export PDF files.

Click on the Options button, and use these settings:



PDF Export Options for Layout 1

PDF Style: Custom Settings

Verification: None

- Pages
- Meta Data
- Hyperlinks
- Compression
- Color
- Fonts
- Marks
- Bleed
- Layers
- Transparency
- OPI
- JDF
- Summary

Meta Data

Title: Layout 1

Subject:

Author:

Keywords:

Capture Settings

Cancel

OK

PDF Export Options for Layout 1

PDF Style: Custom Settings

Verification: None

Pages
Meta Data
Hyperlinks
Compression
Color
Fonts
Marks
Bleed
Layers
Transparency
OPI
JDF
Summary

Include Hyperlinks

- Export Lists as Hyperlinks
- Export Indexes as Hyperlinks
- Export Lists as Bookmarks

Use All Lists

Use List:

Appearance

Frame: Invisible Width: Thin

Highlight: None Color: Black

Style: Solid

Display: Inherit Zoom

Capture Settings

Cancel

OK

PDF Export Options for Layout 1

PDF Style: Custom Settings

Verification: None

Pages
Meta Data
Hyperlinks
Compression
Color
Fonts
Marks
Bleed
Layers
Transparency
OPI
JDF
Summary

Color Images

Compression: Automatic ZIP/JPEG Low

Resolution: Bicubic Downsample... 300 dpi

Grayscale Images

Compression: Automatic ZIP/JPEG Low

Resolution: Bicubic Downsample... 300 dpi

Monochrome Images

Compression: CCITT Group 4

Resolution: Downsample to: 1200 dpi

Compress Text and Line Art

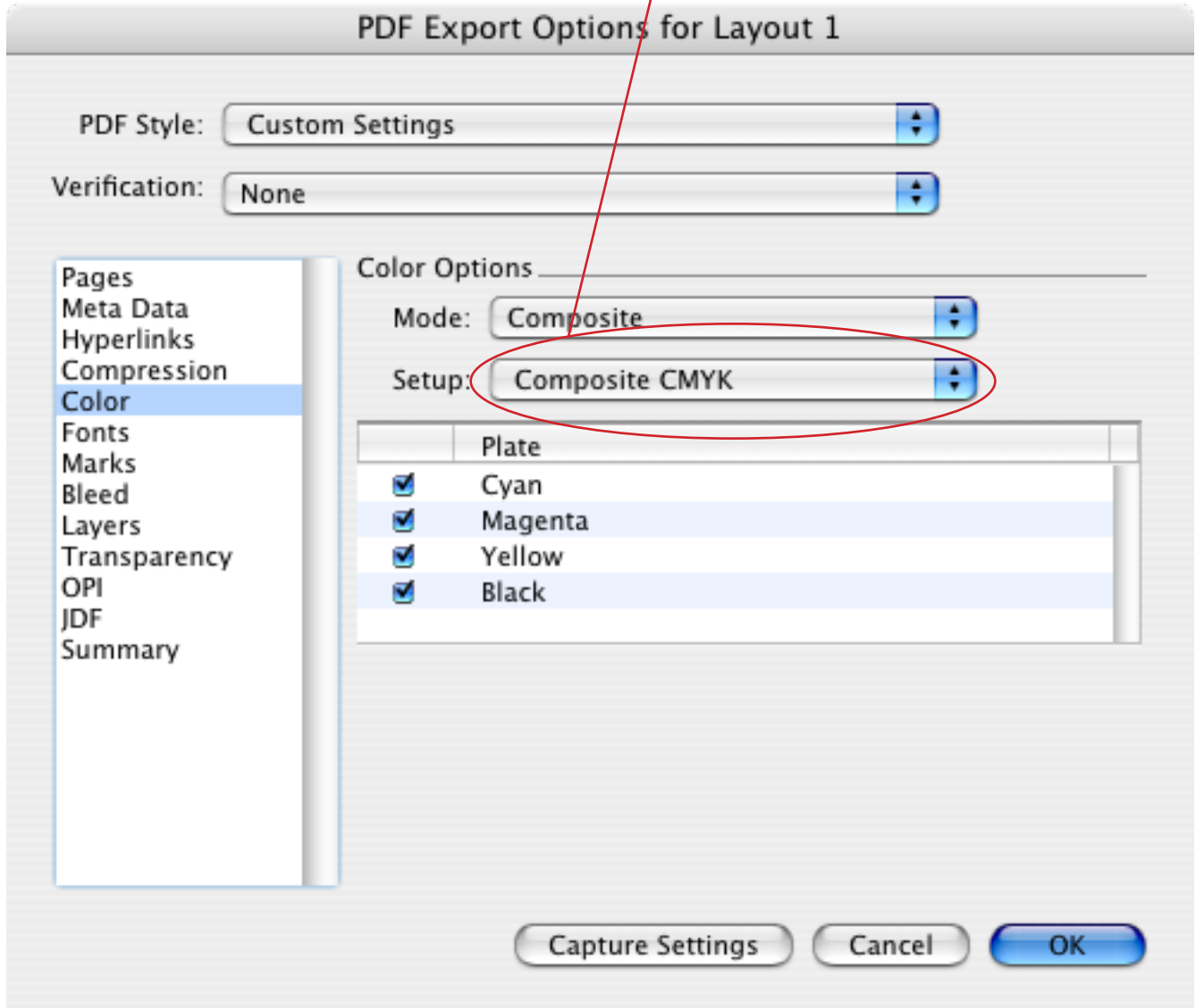
ASCII Format

Capture Settings

Cancel

OK

TO PRESERVE SPOT COLORS:
Change this to As-Is.



PDF Export Options for Layout 1

PDF Style: Custom Settings

Verification: None

- Pages
- Meta Data
- Hyperlinks
- Compression
- Color
- Fonts**
- Marks
- Bleed
- Layers
- Transparency
- OPI
- JDF
- Summary

Font Options

Select All

Download	Font

Capture Settings

Cancel

OK

PDF Export Options for Layout 1

PDF Style: Custom Settings

Verification: None

Pages
Meta Data
Hyperlinks
Compression
Color
Fonts
Marks
Bleed
Layers
Transparency
OPI
JDF
Summary

Registration Marks Options

Mode: Centered

Width: 0.003"

Length: 0.194"

Offset: 0.187"

Include Bleed Marks

Capture Settings

Cancel

OK

PDF Export Options for Layout 1

PDF Style: Custom Settings

Verification: None

Pages
Meta Data
Hyperlinks
Compression
Color
Fonts
Marks
Bleed
Layers
Transparency
OPI
JDF
Summary

Bleed Options

Bleed Type: Symmetric

Amount: 0.125" Left: 0.125"

Bottom: 0.125" Right: 0.125"

Clip at Bleed Edge

Capture Settings

Cancel

OK

PDF Export Options for Layout 1

PDF Style: Custom Settings


Verification: None

Pages
Meta Data
Hyperlinks
Compression
Color
Fonts
Marks
Bleed
Layers
Transparency
OPI
JDF
Summary

Layer Options

Select All

Apply to Layout

Print		Name
<input checked="" type="checkbox"/>		Default

Plates used on selected Layer:

No selection

Capture Settings

Cancel

OK

PDF Export Options for Layout 1

PDF Style: Custom Settings

Verification: None

Pages
Meta Data
Hyperlinks
Compression
Color
Fonts
Marks
Bleed
Layers
Transparency
OPI
JDF
Summary

OPI Options _____

OPI Active

TIFF Options _____

Include Images

Low Resolution

EPS Options _____

Include Images

Capture Settings

Cancel

OK

PDF Export Options for Layout 1

PDF Style: Custom Settings

Verification: None

Pages
Meta Data
Hyperlinks
Compression
Color
Fonts
Marks
Bleed
Layers
Transparency
OPI
JDF
Summary

JDF Options

Output JDF

Include Job Jacket Contact: None

Capture Settings

Cancel

OK